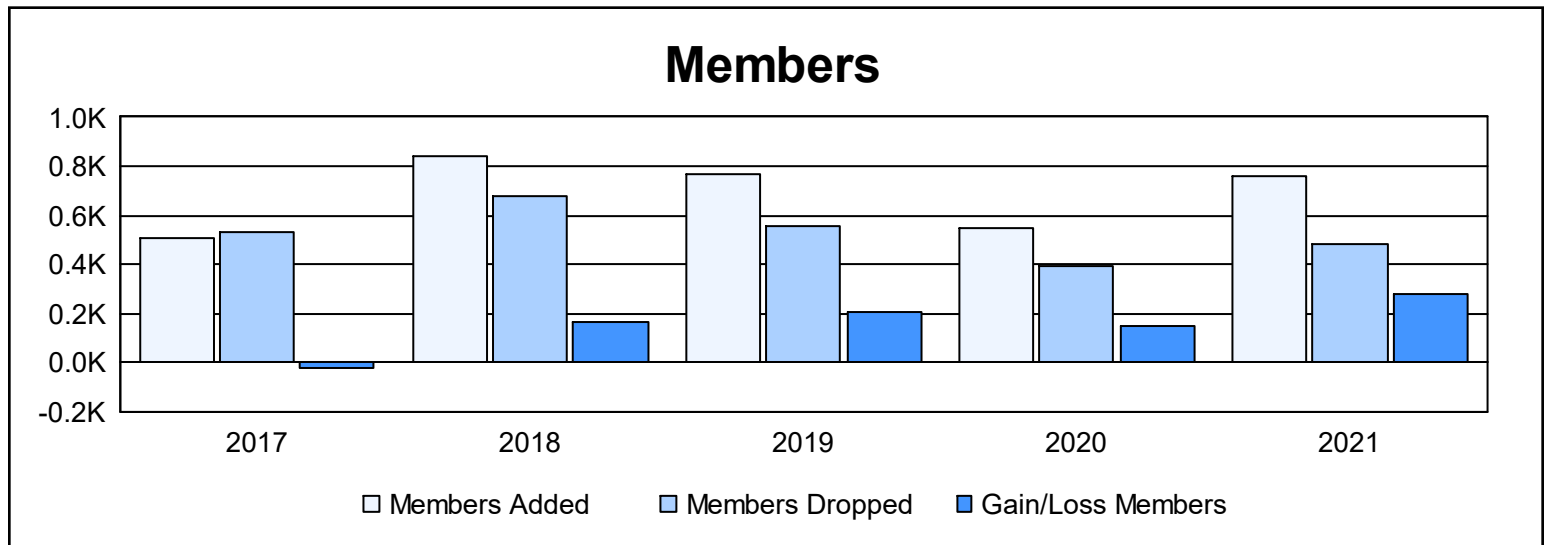
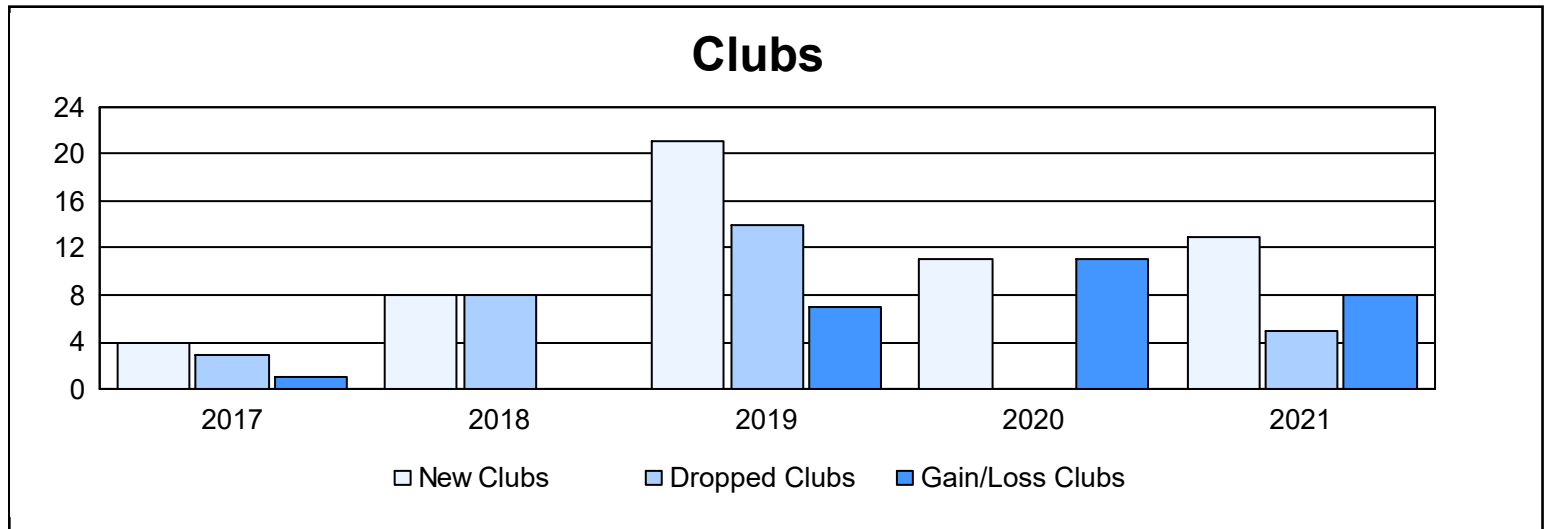
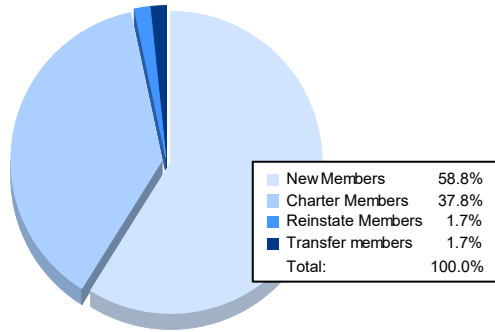


Year	New Clubs	Dropped Clubs	Gain/ Loss Clubs	New Members	Charter Members	Reinstate Members	Transfer Members	Total Member Added	Total Members Dropped	Gain/ Loss Members
2016-2017	4	3	1	381	102	15	11	509	534	-25
2017-2018	8	8	0	469	273	92	10	844	676	168
2018-2019	21	14	7	288	454	16	6	764	559	205
2019-2020	11	0	11	254	262	27	1	544	394	150
2020-2021	13	5	8	448	288	13	13	762	480	282
<b>Average</b>	<b>11</b>	<b>6</b>	<b>5</b>	<b>368</b>	<b>276</b>	<b>33</b>	<b>8</b>	<b>685</b>	<b>529</b>	<b>156</b>



### Membership Composition June 2021 Cumulative



### Gender Composition June 2021 Cumulative

